


Planning for the Future

Lawrence Public Schools
USD 497

Boundary Analysis
January-March 2024

*Presentation updated 01/18/24
with committee discussion*



RSP & Associates

RSP Quick Facts:

Founded in 2003
Professional educational planning firm
Expertise in multiple disciplines (GIS, Planning, Facilitation)
Over 20 years of planning experience
Over 80 years of education experience
Over 20 years of GIS experience
Projection accuracy of 97% or greater

RSP Clients:

RSP was started with the desire and commitment to assist school districts in long-range planning.
RSP has served over **130** clients in:

Arkansas	Minnesota	South Dakota
Colorado	Missouri	Tennessee
Iowa	Nebraska	Wisconsin
Illinois	North Dakota	
Kansas	Oklahoma	

RSP Planning Team:

Robert Schwarz, CEO

Military, County, City, and School District Planner
University of Kansas – Master of Urban Planning (MUP)
American Institute of Certified Planners (AICP)
Accredited Learning Environment Planner (ALEP)

Ginna Wallace, Planner

University of Kansas – Master of Urban Planning (MUP)
American Institute of Certified Planners (AICP)

RSP Recent Projects:

Eudora Schools, USD 491

Enrollment Analysis, 2022/23

Shawnee Mission Public Schools

Enrollment Analysis, 2021/22
Boundary Analysis, 2021/22

Dodge City Public Schools, USD 443

Enrollment Analysis, 2021/22

RSP has worked with Lawrence Public Schools for the past eleven years – assisting the district to make sound planning decisions for the students and community.

2024/25 Boundary Process

4 Committee Meetings

2 Opportunities for Public Feedback

2 BOE Meetings

Boundary Process Objectives:

- ☐ Analyze current boundaries for potential improvements
- ☐ Plan for the opening of Liberty Memorial STEAM Magnet while maintaining four primary middle school boundaries
- ☐ Create a transfer boundary for students in LMCMS boundary that choose to not attend LMCMS



2024/25 BOUNDARY PROCESS

BOE MEETING #1

Board of Education receives updated Enrollment Analysis, Boundary Criteria, and Process for Middle School Boundaries

December 11, 2023 at 6pm

BOUNDARY ADVISORY COMMITTEE MEETING #1

RSP presents Enrollment Analysis

December 18, 2023 at 5:30pm



BOUNDARY ADVISORY COMMITTEE MEETING #2

RSP in-person, receive charge, and process

January 4, 2024 at 6pm



BOUNDARY ADVISORY COMMITTEE MEETING #3

RSP in-person, Refine Scenarios
Discuss/Consensus

January 17, 2024 at 6pm



PUBLIC INPUT

Opportunity for Patron Feedback

January 31, 2024 at 6pm



PUBLIC INPUT

Opportunity for Patron Feedback

February 1, 2024 at 6pm



BOUNDARY ADVISORY COMMITTEE MEETING #4

RSP via ZOOM, Refine Scenarios
Optional Extra meeting if needed

February 7, 2024 at 6pm

BOE MEETING #2

Adopt Boundary Plan

February 26, 2024 at 6pm

KEY:

	Board of Education Action		Staff Assistance
	Public Input Opportunity		Consultant Assistance
	Administration Work		

Boundary Objectives

- ❑ Plan for the opening of Liberty Memorial Central STEAM Academy (2024/25)
 - Available to all students who reside within the LMCMS boundaries and any students in 6th to 8th grades (within the district and outside of district boundaries)
 - LMCMS boundary will remain as primary student assignment area
- ❑ Create the “secondary” boundary assignment
 - If students residing in LMCMS do not elect to attend the STEAM Magnet, then a secondary boundary will be in place to assign them one of the three other middle schools
 - Benefits of LMCMS secondary boundary:
 - ✓ Better ability to plan/forecast number of students in other middle school buildings
 - ✓ Easier to staff and prepare resources for in future years
 - ✓ Maintain neighborhood connectivity and feeder alignment



Meeting 3: Discussion Points

Feedback from Meeting #2 (overview):

- Consider balance of utilization (Target 75%) at each Middle School
 - Revise primary boundaries to achieve this target
- Update maps/tables to be **Primary Assignment Boundary & Secondary Assignment Boundary**

Concepts:

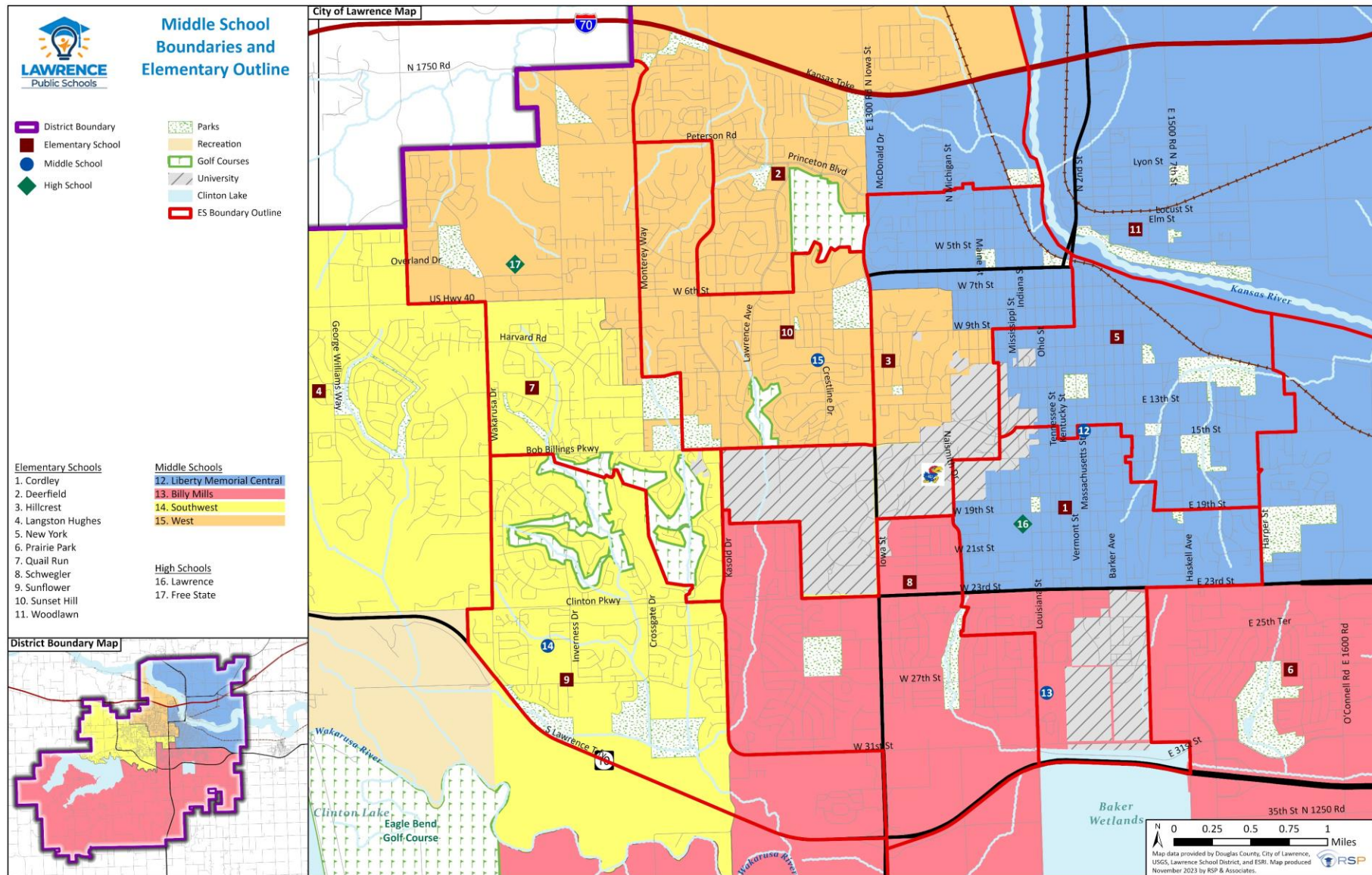
- Concept 1: as presented at Meeting 2
- Concept 2: as presented at Meeting 2
- Concept 3: **NEW** concept that adjusts all primary school boundaries

Data Disclaimers:

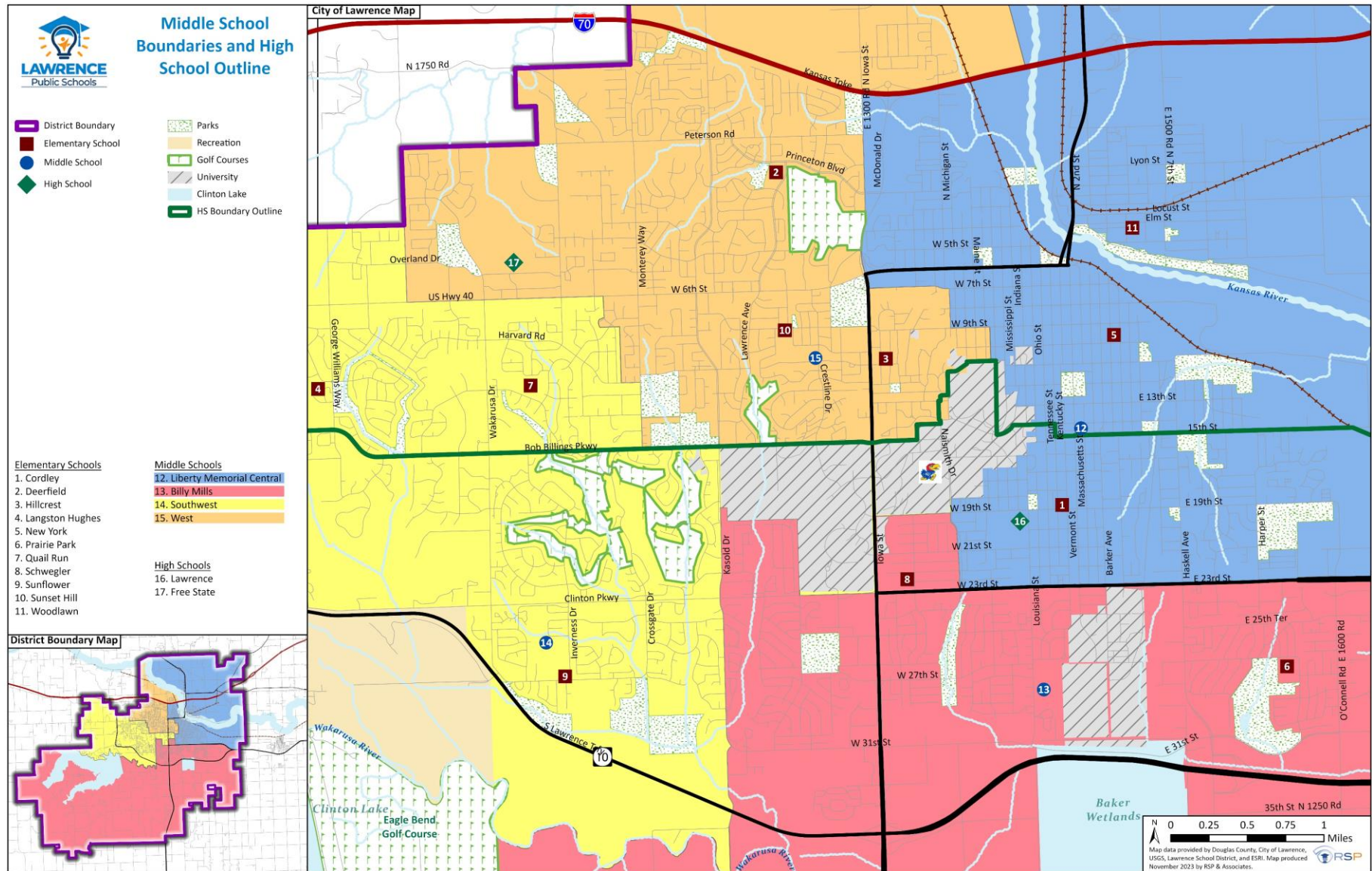
- We do not know how many students will choose to attend LMCMS V.S. one of the other middle schools
- For preliminary projections, we are showing what the boundary projections would look like if:
 1. Primary Assignment: All students residing in their boundary (LMCMS) attend that school
 2. Secondary Assignment: All students residing in the current LMCMS boundary choose to attend their secondary boundary assignment (differs by concept)
- Neither projection will be completely accurate until more knowledge is known as to how many students choose to attend the STEAM magnet. Methodology provides a range to make boundary decisions.

Note: Virtual students are not included in projections.

Middle & Elementary School Boundary Map



Middle & High School Boundary Map



Current Middle School Projections

Current Middle School Boundaries	Capacity	6th to 8th Grade Students					Utilization Percentage				
		2024/25	2025/26	2026/27	2027/28	2028/29	2024/25	2025/26	2026/27	2027/28	2028/29
Billy Mills Middle School	800	475	499	501	495	503	59.4%	62.4%	62.6%	61.9%	62.9%
Liberty Memorial Central Middle School	625	463	492	479	478	495	74.1%	78.7%	76.6%	76.5%	79.2%
Southwest Middle School	800	592	556	560	570	617	74.0%	69.5%	70.0%	71.3%	77.1%
West Middle School	800	659	664	636	625	598	82.4%	83.0%	79.5%	78.1%	74.8%
Middle School Total:	3,025	2,189	2,211	2,176	2,168	2,213	72.4%	73.1%	71.9%	71.7%	73.2%

Source: RSP & Associates, LLC.

1/4/2024

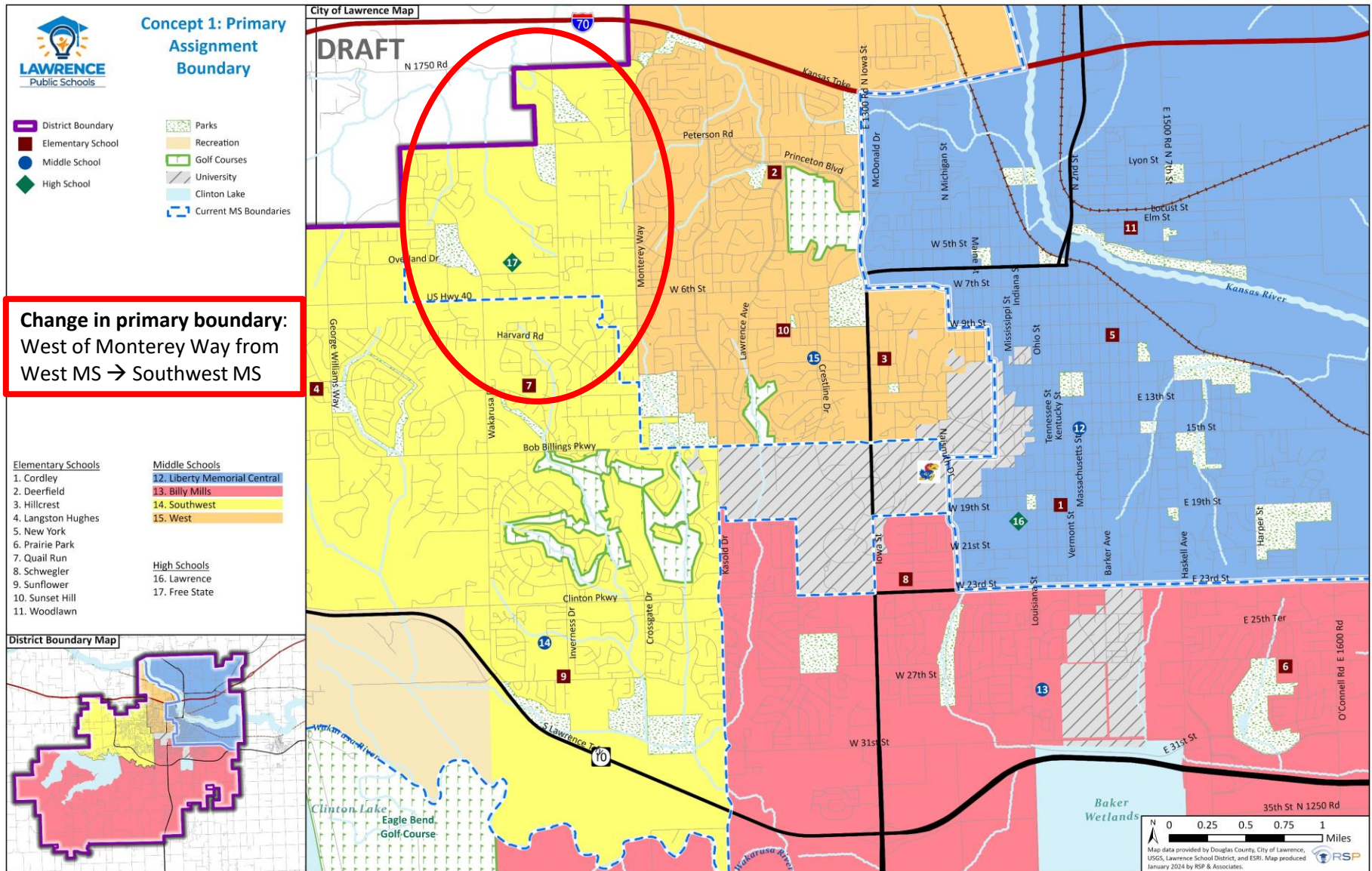
Notes:

1. Projections are based on student reside. Virtual students are not included in analysis.
2. Orange shading indicates when projected enrollment exceed building capacity.
3. Green shading indicates when projected enrollment is less than 70% of building capacity.

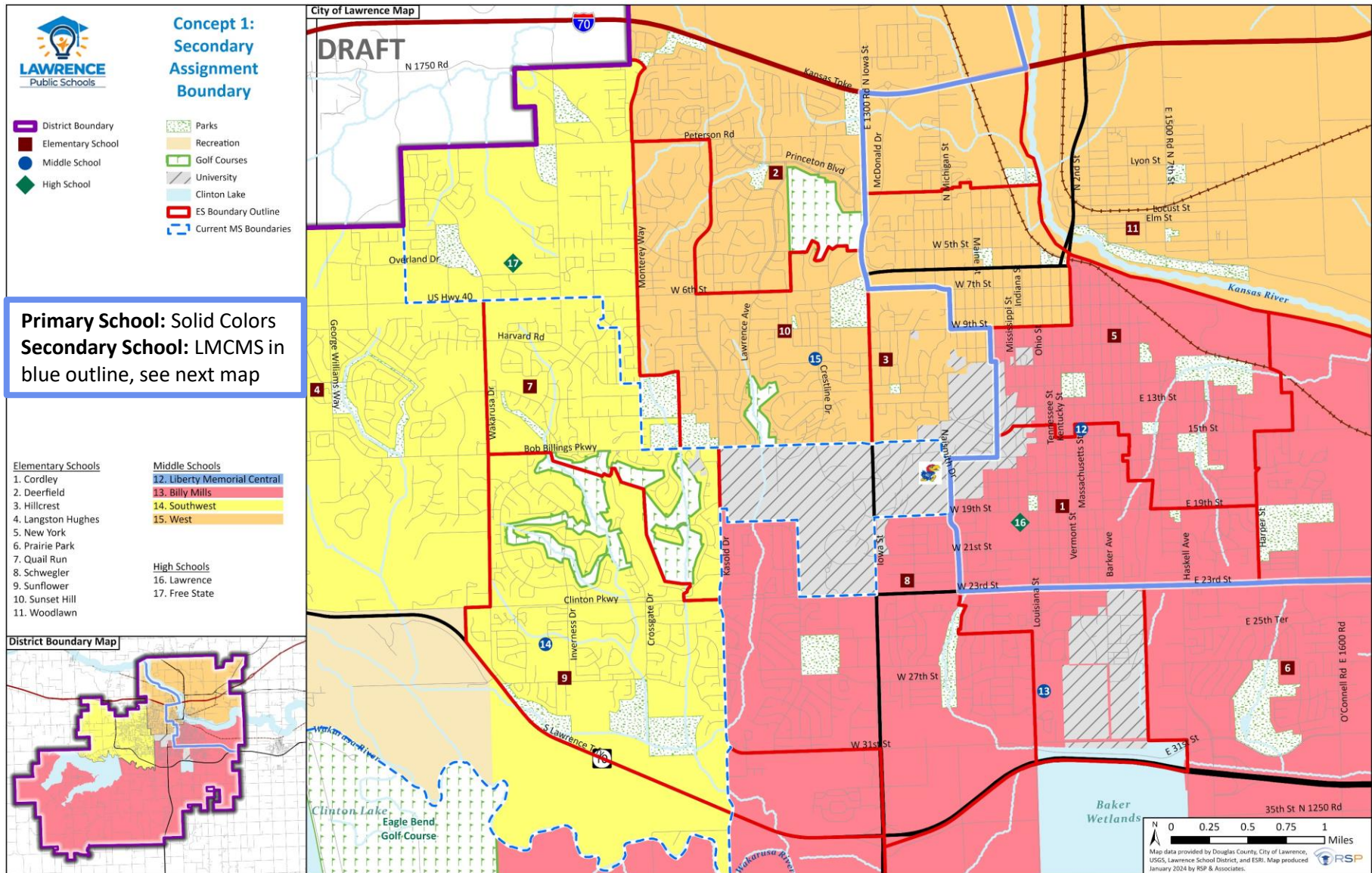
Observations:

- Billy Mills Middle School is projected to be under utilized over the next five years
- Liberty Memorial Central Middle School is projected to have the highest utilization over the next five years
- West Middle School currently has the highest utilization, but is forecasted to decrease over the next five years
- There are currently about 475-500 students residing in the Liberty Memorial Central Middle School boundary
- District-wide utilization is forecasted to be around 72% over the next five years

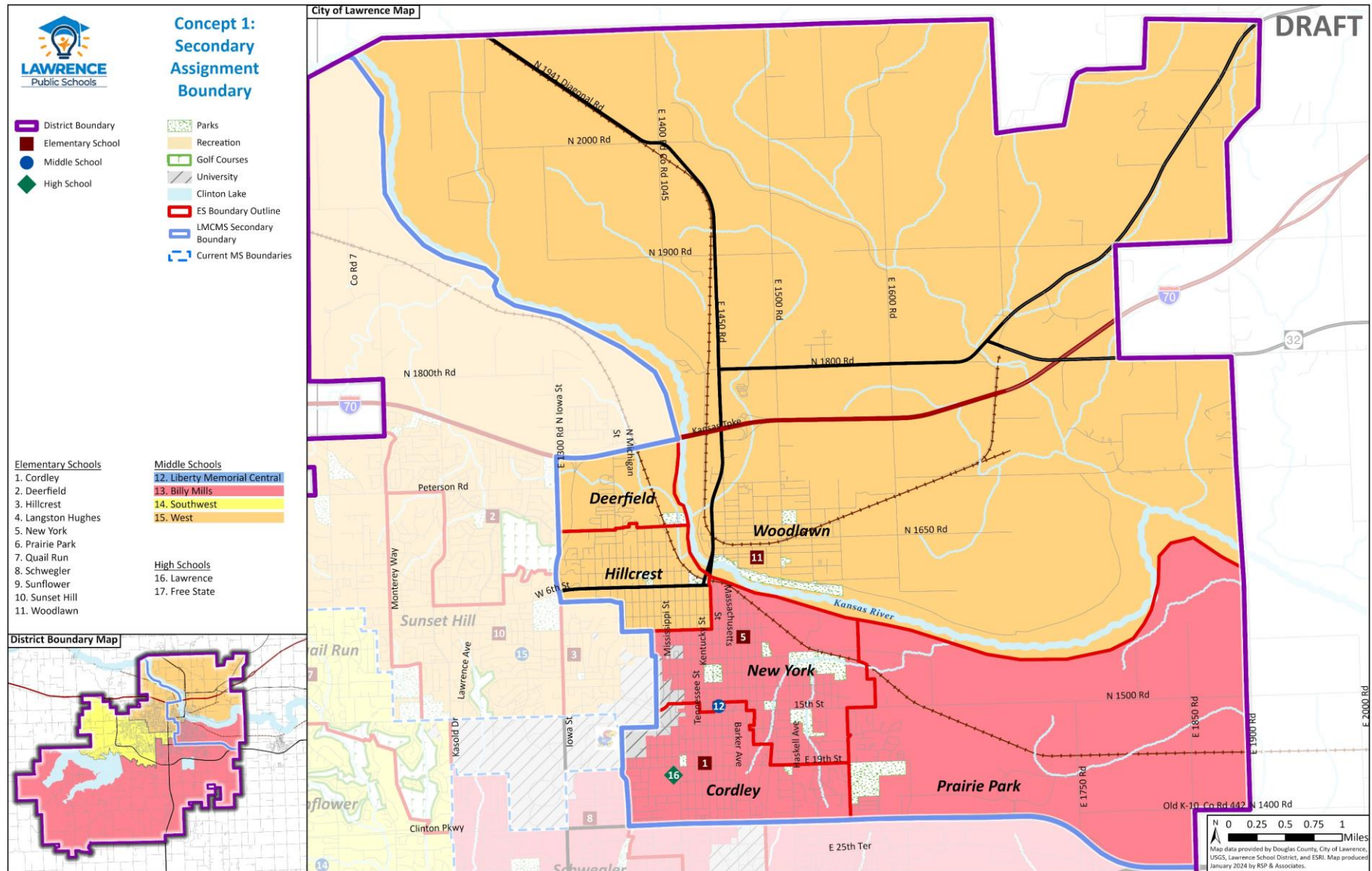
Concept 1: Primary Assignment Map



Concept 1: Secondary Assignment Map



Concept 1: LMCMS Secondary Assignment Map



Concept 1: Middle School Projections

Concept 1: Primary Assignment Boundary	Capacity	6th to 8th Grade Students					Utilization Percentage				
		2024/25	2025/26	2026/27	2027/28	2028/29	2024/25	2025/26	2026/27	2027/28	2028/29
Billy Mills Middle School	800	475	499	501	495	503	59.4%	62.4%	62.6%	61.9%	62.9%
Liberty Memorial Central Middle School	625	463	492	479	478	495	74.1%	78.7%	76.6%	76.5%	79.2%
Southwest Middle School	800	697	665	661	670	705	87.1%	83.1%	82.6%	83.8%	88.1%
West Middle School	800	555	554	535	527	509	69.4%	69.3%	66.9%	65.9%	63.6%
Middle School Total:	3,025	2,190	2,210	2,176	2,170	2,212	72.4%	73.1%	71.9%	71.7%	73.1%

Source: RSP & Associates, LLC.

1/4/2024

Concept 1: Secondary Assignment Boundary	Capacity	6th to 8th Grade Students					Utilization Percentage				
		2024/25	2025/26	2026/27	2027/28	2028/29	2024/25	2025/26	2026/27	2027/28	2028/29
Billy Mills Middle School	800	749	784	783	767	784	93.6%	98.0%	97.9%	95.9%	98.0%
Liberty Memorial Central Middle School	625	0	0	0	0	0	0.0%	0.0%	0.0%	0.0%	0.0%
Southwest Middle School	800	702	669	666	674	711	87.8%	83.6%	83.3%	84.3%	88.9%
West Middle School	800	741	757	728	727	716	92.6%	94.6%	91.0%	90.9%	89.5%
Middle School Total:	3,025	2,192	2,210	2,177	2,168	2,211	72.5%	73.1%	72.0%	71.7%	73.1%

Source: RSP & Associates, LLC.

1/4/2024

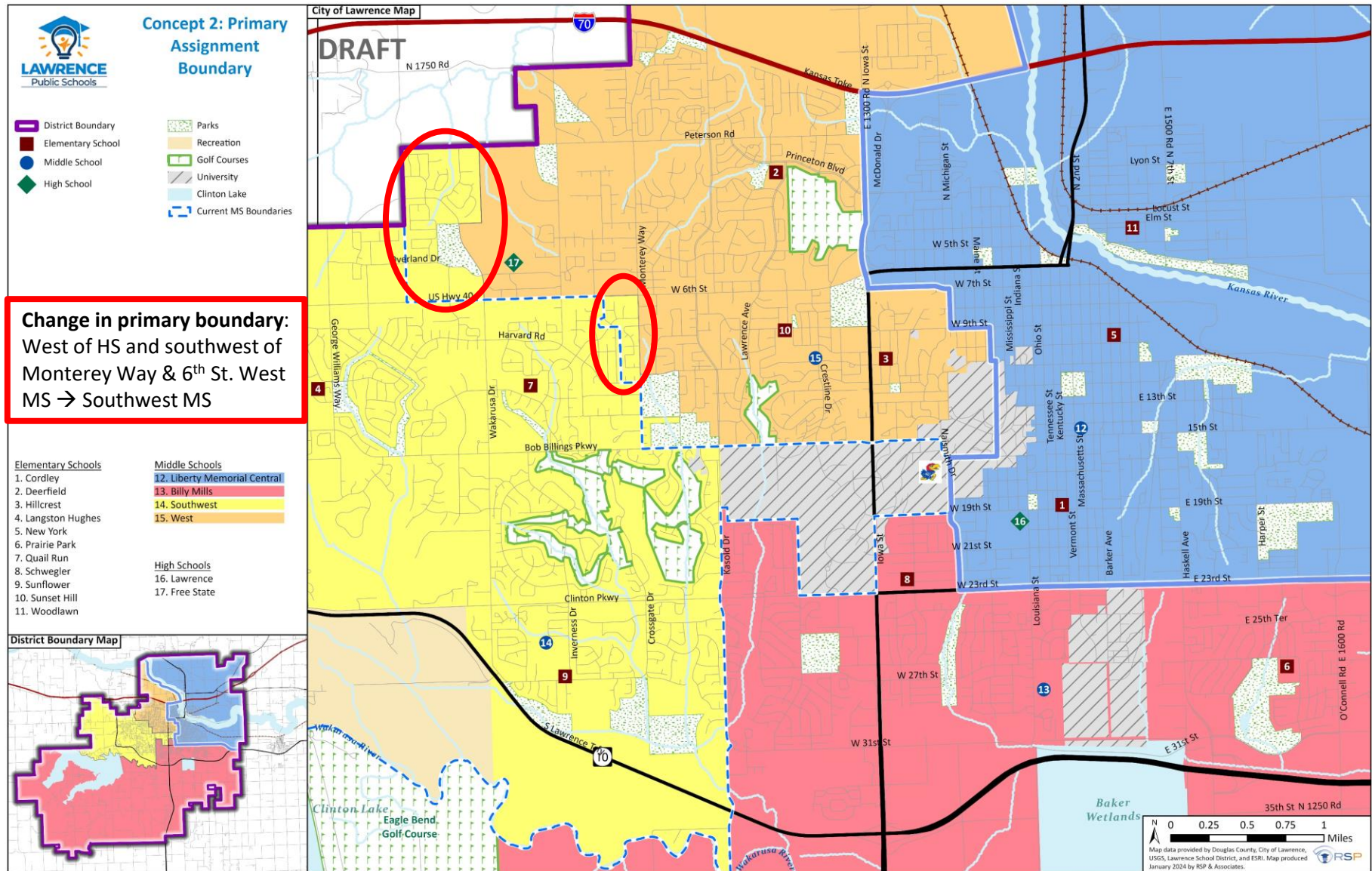
Notes:

1. Projections are based on student reside. Virtual students are not included in analysis.
2. Orange shading indicates when projected enrollment exceed building capacity.
3. Green shading indicates when projected enrollment is less than 70% of building capacity.

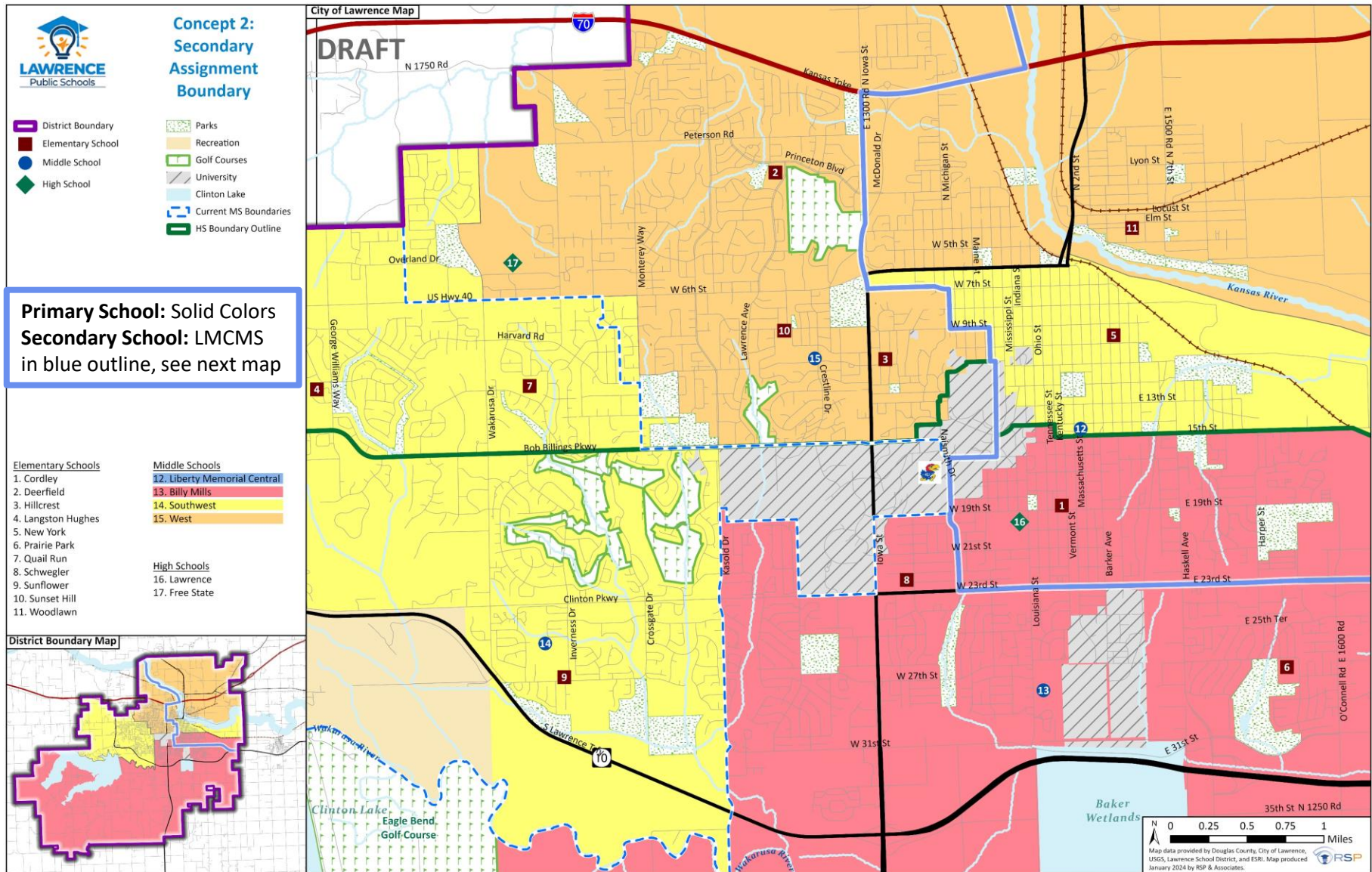
Observations:

- There is one area changing in the primary boundary – northwest boundary of West MS moving to Southwest MS (Current ES boundary is used)
 - Helps to balance west-side enrollment and better utilized Southwest MS
 - Quail Run → Southwest MS
- Utilizes current ES boundaries for LMCMS' secondary assignment boundary:
 - Cordley, New York, and Prairie Park → Billy Mills MS
 - Deerfield, Hillcrest, and Woodlawn → West MS

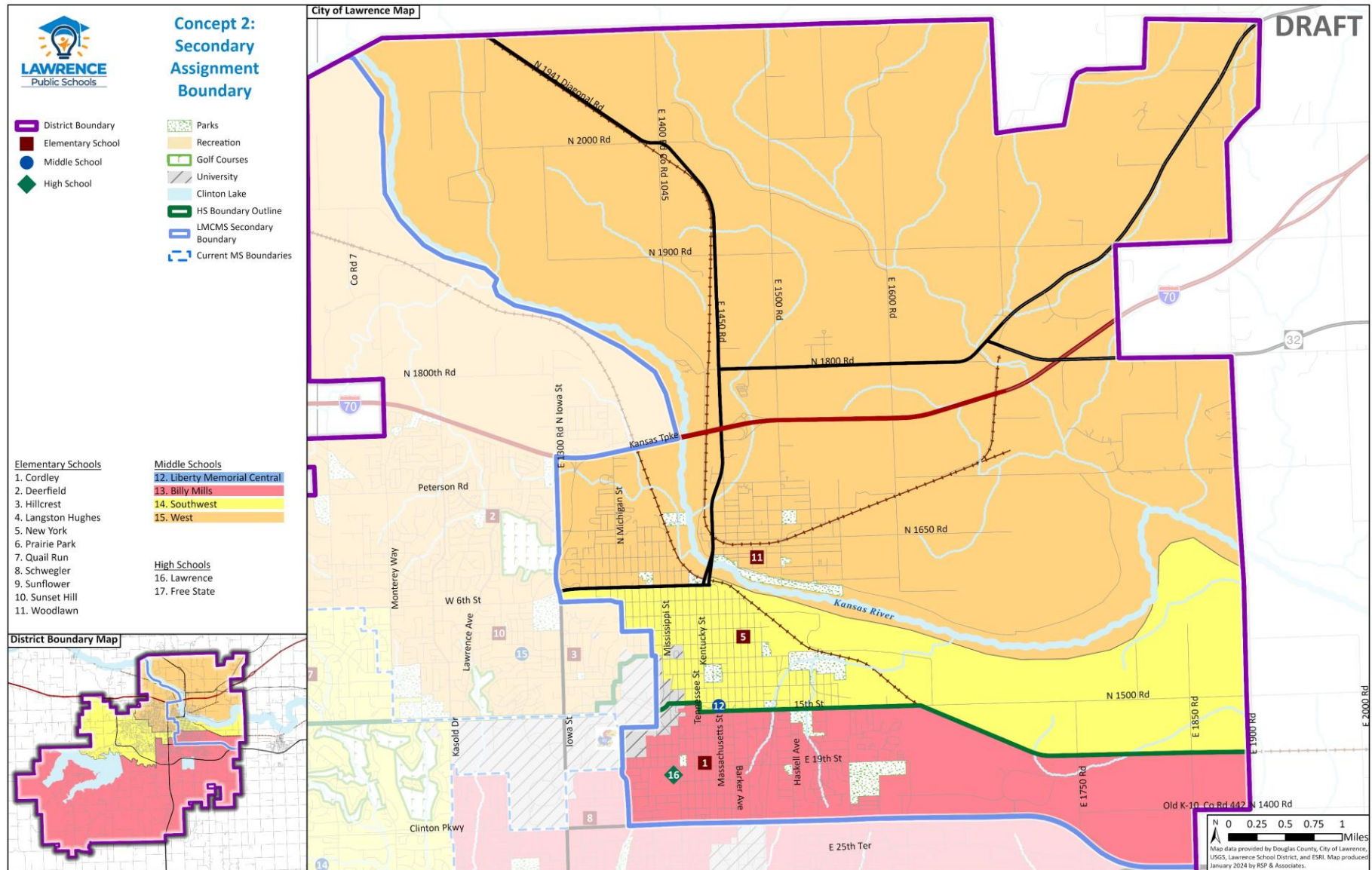
Concept 2: Primary Assignment Map



Concept 2: Secondary Assignment Map



Concept 2: LMCMS Secondary Assignment Map



Concept 2: Middle School Projections

Concept 2: Primary Boundary Assignment	Capacity	6th to 8th Grade Students					Utilization Percentage				
		2024/25	2025/26	2026/27	2027/28	2028/29	2024/25	2025/26	2026/27	2027/28	2028/29
Billy Mills Middle School	800	475	499	501	495	503	59.4%	62.4%	62.6%	61.9%	62.9%
Liberty Memorial Central Middle School	625	463	492	479	478	495	74.1%	78.7%	76.6%	76.5%	79.2%
Southwest Middle School	800	635	599	606	614	657	79.4%	74.9%	75.8%	76.8%	82.1%
West Middle School	800	614	621	591	582	558	76.8%	77.6%	73.9%	72.8%	69.8%
Middle School Total:	3,025	2,187	2,211	2,177	2,169	2,213	72.3%	73.1%	72.0%	71.7%	73.2%

Source: RSP & Associates, LLC.

1/12/2024

Concept 2: Secondary Assignment Boundary	Capacity	6th to 8th Grade Students					Utilization Percentage				
		2024/25	2025/26	2026/27	2027/28	2028/29	2024/25	2025/26	2026/27	2027/28	2028/29
Billy Mills Middle School	800	689	726	719	705	715	86.1%	90.8%	89.9%	88.1%	89.4%
Liberty Memorial Central Middle School	625	0	0	0	0	0	0.0%	0.0%	0.0%	0.0%	0.0%
Southwest Middle School	800	721	687	704	715	764	90.1%	85.9%	88.0%	89.4%	95.5%
West Middle School	800	780	798	753	749	733	97.5%	99.8%	94.1%	93.6%	91.6%
Middle School Total:	3,025	2,190	2,211	2,176	2,169	2,212	72.4%	73.1%	71.9%	71.7%	73.1%

Source: RSP & Associates, LLC.

1/12/2024

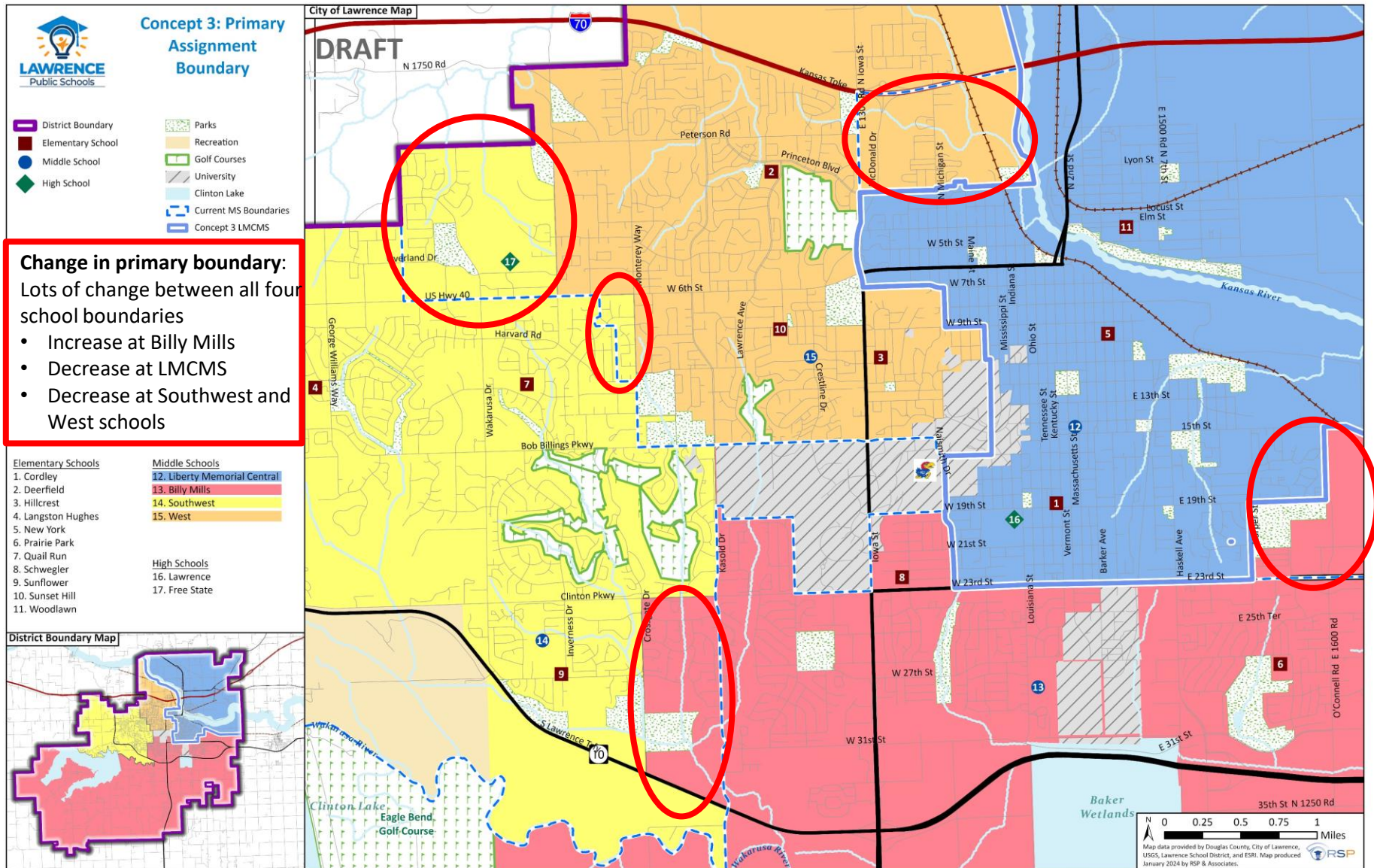
Notes:

1. Projections are based on student reside. Virtual students are not included in analysis.
2. Orange shading indicates when projected enrollment exceed building capacity.
3. Green shading indicates when projected enrollment is less than 70% of building capacity.

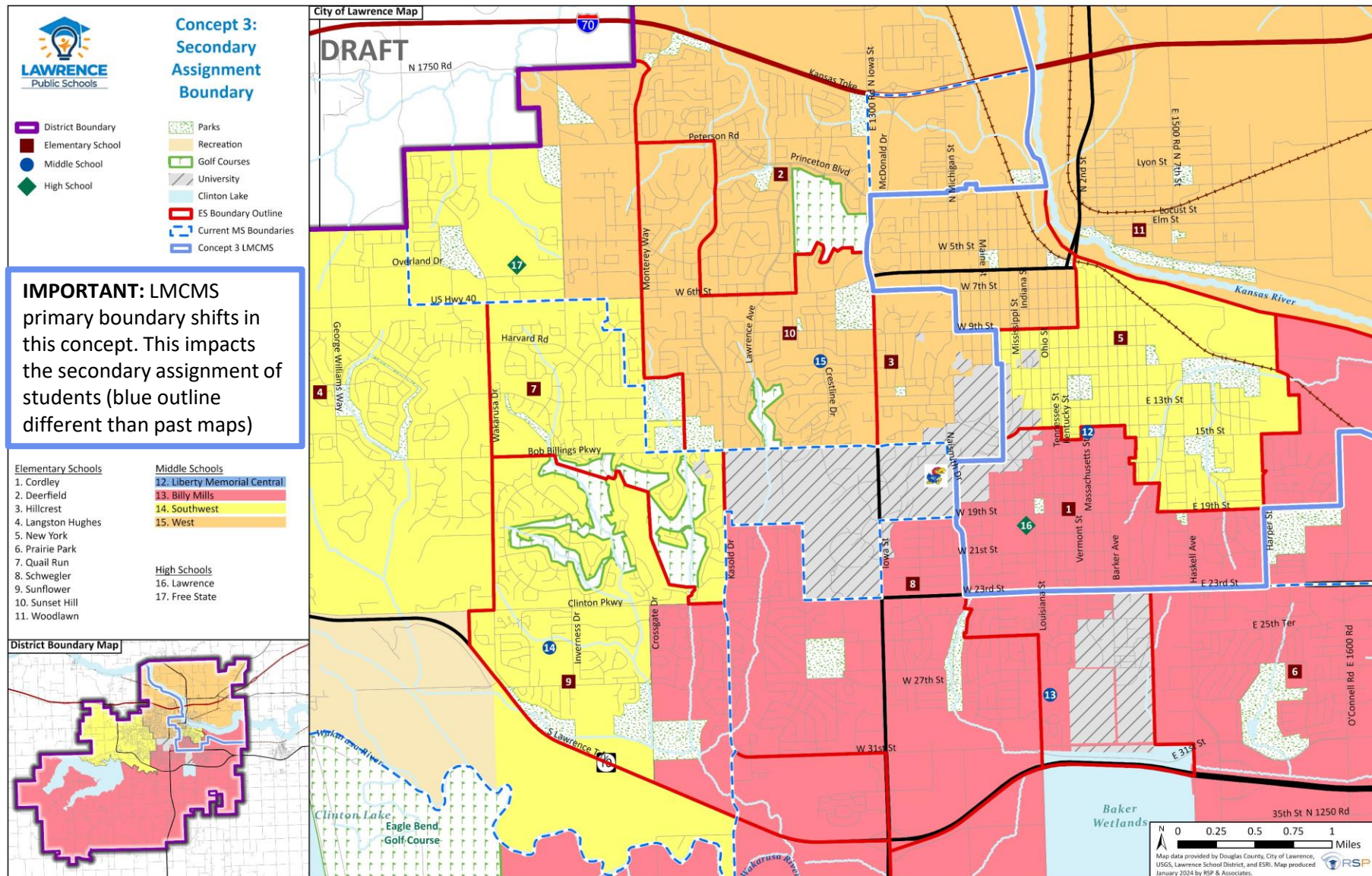
Observations:

- There is one area changing in the primary assignment boundary to balance westside enrollment and better utilize Southwest MS (uses main roadways)
 - Southwest of 6th Street and Monterey Way & west of Free State HS → Southwest MS
- Utilizes current HS boundary and natural dividing lines for LMCMS' secondary assignment boundary:
 - South of HS Boundary → Billy Mills MS
 - North of HS Boundary to 6th Street & KS River → Southwest MS
 - North of 6th Street & KS River → West MS

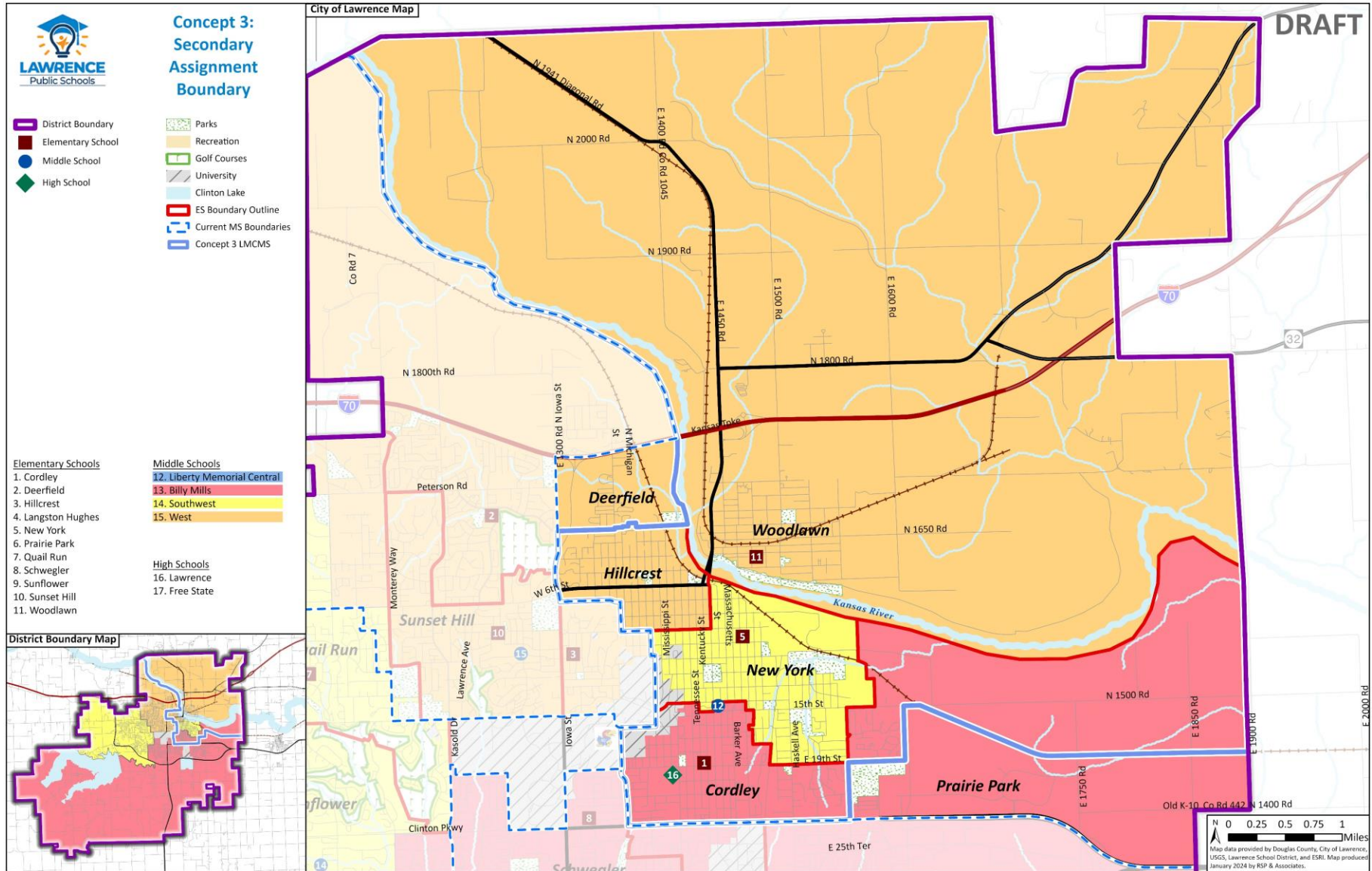
Concept 3: Primary Boundary Map



Concept 3: Secondary Boundary Map



Concept 3: LMCMS Secondary Boundary Map



Concept 3: Middle School Projections

Concept 3: Primary Boundary Assignment	Capacity	6th to 8th Grade Students					Utilization Percentage				
		2024/25	2025/26	2026/27	2027/28	2028/29	2024/25	2025/26	2026/27	2027/28	2028/29
Billy Mills Middle School	800	555	581	583	574	592	69.4%	72.6%	72.9%	71.8%	74.0%
Liberty Memorial Central Middle School	625	420	452	444	446	451	67.2%	72.3%	71.0%	71.4%	72.2%
Southwest Middle School	800	591	553	552	564	597	73.9%	69.1%	69.0%	70.5%	74.6%
West Middle School	800	624	624	597	583	573	78.0%	78.0%	74.6%	72.9%	71.6%
Middle School Total:	3,025	2,190	2,210	2,176	2,167	2,213	72.4%	73.1%	71.9%	71.6%	73.2%

Source: RSP & Associates, LLC.

1/12/2024

Concept 3: Secondary Assignment Boundary	Capacity	6th to 8th Grade Students					Utilization Percentage				
		2024/25	2025/26	2026/27	2027/28	2028/29	2024/25	2025/26	2026/27	2027/28	2028/29
Billy Mills Middle School	800	701	738	732	725	739	87.6%	92.3%	91.5%	90.6%	92.4%
Liberty Memorial Central Middle School	625	0	0	0	0	0	0.0%	0.0%	0.0%	0.0%	0.0%
Southwest Middle School	800	705	669	678	680	725	88.1%	83.6%	84.8%	85.0%	90.6%
West Middle School	800	784	803	768	764	748	98.0%	100.4%	96.0%	95.5%	93.5%
Middle School Total:	3,025	2,190	2,210	2,178	2,169	2,212	72.4%	73.1%	72.0%	71.7%	73.1%

Source: RSP & Associates, LLC.

1/12/2024

Notes:

1. Projections are based on student reside. Virtual students are not included in analysis.
2. Orange shading indicates when projected enrollment exceed building capacity.
3. Green shading indicates when projected enrollment is less than 70% of building capacity.

Observations:

- Adjusts the primary boundaries to improve middle school balance – Target of 70-75% in each building
 - Billy Mills MS expands northwest to 19th street and Harper Street and west to Crossgate Drive
 - Southwest MS expands east to Monterey Way and northwest Peterson Rd and Folks Rd
 - West MS expands south to 2nd street
- Utilizes current ES boundaries for LMCMS' secondary assignment boundary:
 - Cordley and Prairie Park → Billy Mills MS
 - New York → Southwest MS
 - Deerfield, Hillcrest, and Woodlawn → West MS

Next Steps

Public Input:

January 31: Lawrence High @ 6-7:30pm

February 1: Free State High @ 6-7:30pm

Meeting #4: February 7, 2024

BOE: February 26, 2024

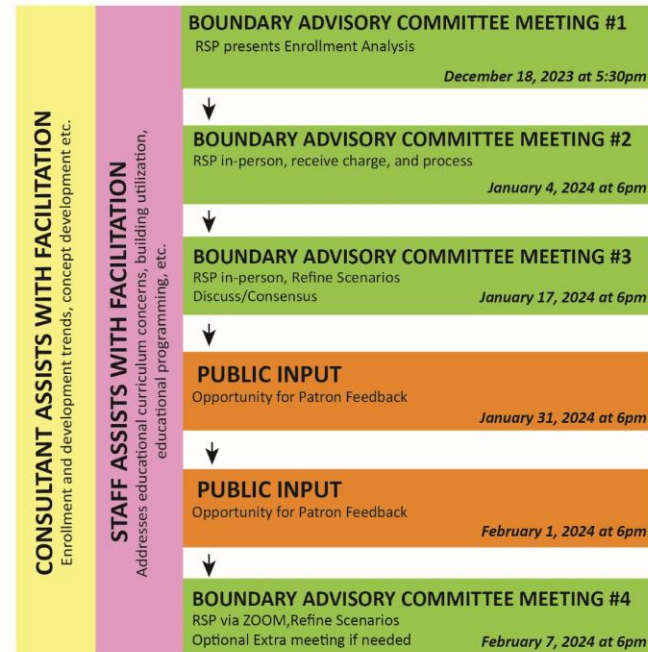


2024/25 BOUNDARY PROCESS

BOE MEETING #1

Board of Education receives updated Enrollment Analysis, Boundary Criteria, and Process for Middle School Boundaries

December 11, 2023 at 6pm



BOE MEETING #2

Adopt Boundary Plan

February 26, 2024 at 6pm



Public Input Preparation

Blue Font: Committee Discussion Notes

- What concepts move forward to be presented at public input?
 - *Primary Boundary: Concept 1 and Concept 3*
 - *Secondary Boundary: Concept 1*
 - *Potential adjustments to be investigated in Concept 3 boundary between Billy Mills, Southwest, and West middle schools*
- DISCLAIMER: Naming of concepts may change as materials are finalized for public input sessions.**
- What other information should be presented at public input?
 - *Potential for information about LMCMS STEAM program change – information to come from district administration outside of Boundary Advisory Committee*
- What type/format of feedback do you hope to receive?
 - *Potential Format (similar to elementary public input in 2023):*
 1. *Short presentation to set the stage and introduce concepts*
 2. *Stations set up around the room*
 3. *Patrons able to break out and have small group discussions at maps*
 4. *Community can provide feedback through written notes, verbal dialogue, and/or survey*
 - *RSP and district administration to work on creating a public survey for patrons to provide feedback through*